



the story...  
evolves



design evolution  
concept

BY

**INTRAC**<sup>®</sup>  
DESIGN & DISPLAY

# amx35 evo

...LA "STORIA" DELLA SCAFFALATURA SI  
RIPROPONE E SI EVOLVE

Nella sua nuova configurazione, conferma la propria attualità presentandosi con nuovi allestimenti, accessori e finiture ad un prezzo estremamente competitivo.

**AMX35Evo**, sintetizza tutto il meglio che si richiede ad una scaffalatura in termini di qualità delle finiture, performance prestazionali ed armonia estetica.

**AMX35evo** attualizzato, risponde alle vigenti normative di salvaguardia ambientale e rispetta a pieno il disciplinare ACAl sulla sicurezza.

# amx35 evo

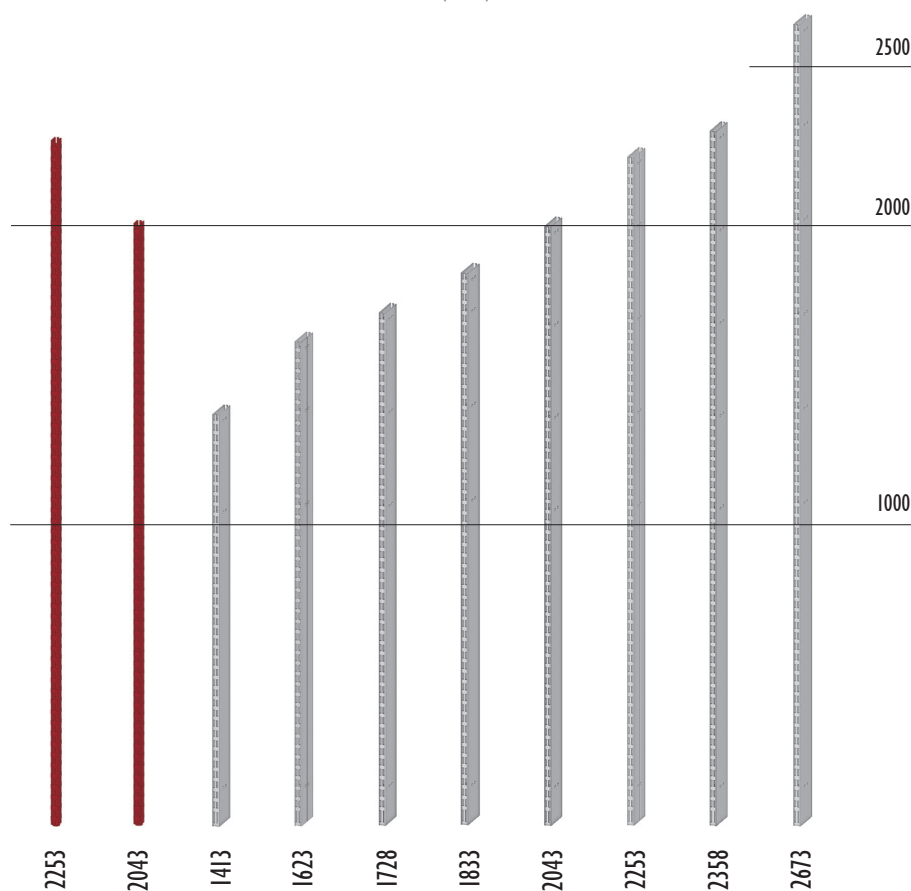
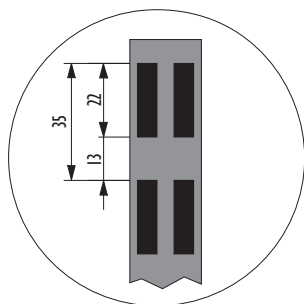
... THE "HISTORY" OF SHELVING REPROPOSES  
ITSELF AND EVOLVES

In its new configuration, **AMX35evo** confirms its up-to-dateness with its new fittings, accessories and finishings, at an extremely competitive price.

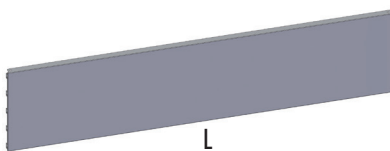
**AMX35evo** synthesizes all the best features required of a shelving which is now pleasant to look at and has high quality finishings and performances.

The updated **AMX35evo** is consistent with the most recent standards of environmental preservation and with the safety rules of the Italian Steel Manufacturers Association (ACAI).

## MONTANTI UPRIGHTS




## SCHIENALI BACK PANELS



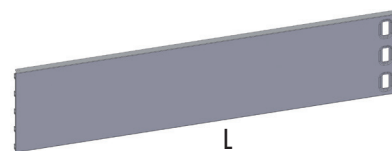
H 315 - L 650-1000-1250-1325

LISCIO  
PLAIN



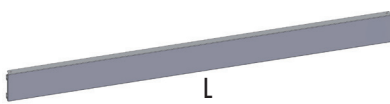
H 315 - L 650-1000-1250-1325

ASOLATO  
PERFORATED



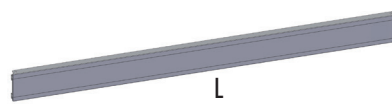
Prese H 315  
Sockets H 315

PRESE  
SOCKETS



H 105 - L 650-1000-1250-1325

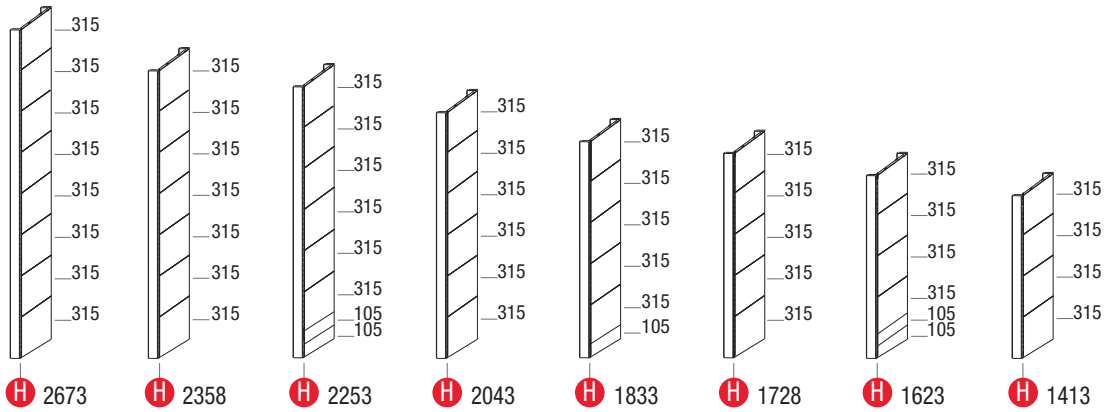
LISCIO  
PLAIN



H 105 - L 650-1000-1250-1325 A COMMESSA  
H 105 - L 650-1000-1250-1325 ON DEMAND

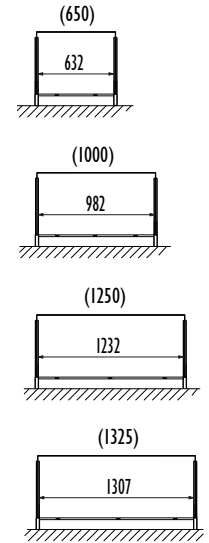
DOGATO  
SLATTED

## COMPOSIZIONE SCHIENALI BACK PANELS ASSEMBLY



8x315	7x315	6x315	6x315	5x315	5x315	4x315	4x315
--	--	2x105	--	1x105	--	2x105	--

## PASSO PITCH




	BASI BASES		MENSOLE BRACKETS							PIANI SHELVES			
	BASE 160 CLIP ON BASE 160	STANDARD 4 INCLINAZIONI TILTABLE	DRITTA STANDARD	DRITTA RINFORZATA STRAIGHT REINFORCED	CRISTALLO SENZA TELAIO GLASS SHELF WITHOUT FRAME	LEGNO WOODEN	4M	4M 4MAV	4MAV	STANDARD	STONDATO ROUND	IN GRIGLIATO GRID	IN CRISTALLO SENZA TELAIO GLASS SHELF WITHOUT FRAME
300	●	●			●	●			●	●			
400	●	●			●				●		●	●	
500	●	●			●			●	●	●	●	●	●
600	●		●	●					●				
800	●						●		●				



### FINITURE METALLO: / METAL FINISHINGS:

- GRIGIO VERNICIATO
- PAINTED ARCTIC GREY RAL9002
- GRIGIO COLAMINATO
- PREPAINTED PET COATED ARCTIC GREY RAL9002




● OPTIONAL



### FINITURE METALLO: / METAL FINISHINGS:

- ACCIAIO INOX
- STAINLESS STEEL




### CRISTALLI: / GLASSES:

- TRASP. TEMPERATO
- TRASP. TEMPERED



### FINITURE LEGNO: / TIMBER FINISHINGS:

- NOCE "CANALETTO"
- "CANALETTO" WALNUT
- ROVERE "NIAGARA"
- "NIAGARA" OAK
- LAMELLARE FAGGIO
- LAMELLAR BEECH





Ed. 01-02-2019\_LGB

